

2025 | Year in Review

2025 Programs

Total Attendees

25,726

Programs Attended

1,465

Summer Reading Club participation increased by 12% over 2024!



131,729
Library Visits




46,773
Wi-Fi Uses



5,235
Computer Uses



327,606
Website Visits



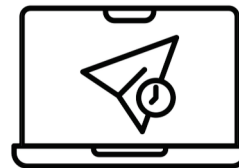
2,476
New Members



17,974
Active Users



1,737
Interlibrary Loans



53,180
eNewsletter Opens



665
Seed Packs Taken

Benefit per Household

\$674

41 Children's Books

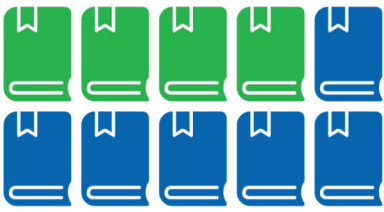
30 Adult Fiction Books

25 Fiction eBooks

20 DVDs

10 Recreation Passes

Which is equivalent to either:



Borrows by Format

Digital: 39%

Physical: 61%

3,461

Unique Collections Borrowed

Borrows by the Numbers

622 kits

806 passes

174,405 digital items



273,112 physical items

426 mobile hotspots

Top Fiction

Goals Achieved



ADULT



TEEN



CHILD



PRINT

DIGITAL

- Expanded the multilingual children’s collection with titles in Hindi, Portuguese, Punjabi, Ukrainian & Urdu
- Launched a new Local History Digital Collections website
- Hosted programs led by BIPOC, LGBTQ+, and neurodiverse communities to support learning and build awareness
- Celebrated Earth Month by giving 298 free trees to the community
- Added new unique collections including: C-pen Lingo, Chromebooks, Sensory Kits, Whazoodles, Nintendo Switch games & consoles
- Increased open hours at Elmira, New Hamburg, St. Clements, Wellesley, and the Clyde satellite

